

## Data sheet

# FLOWSONIQ® FSQ/S1



## OVERVIEW

### Operation

- Ultrasonic flow meter and totalizer (transit-time difference method)

### Applications

- Cooling systems and cooling circuits
- Semiconductor production
- Mechanical engineering and plant construction
  - Laser systems
  - Welding machinery
- Special vehicle construction
- Water treatment
- Process water applications

### Features

- Precise measurement of flow rate and total volume even for non-electrically conductive media
- Local display (LCD) for flow rate and total volume
- Large measuring range
- High chemical resistance
- Parameters programmable via buttons
- Signal output adjustable: current, voltage or frequency output
- Installation in any orientation (individually pre-assembled housing)
- Minimum pressure drop
- Two limit value relays (changeover contact)
- Threaded connection
- No moving parts

### Installation information

- Please refer to the operating instructions for FSQ/S1-15 for installation and operating instructions.
- **Download from: [www.meister-flow.com](http://www.meister-flow.com)**

## OPERATING DATA

<b>Max. operating pressure</b>	25 bar
<b>Pressure drop</b>	see diagram below
<b>Media temperature</b>	-20 °C - 100 °C
<b>Ambient temperature</b>	-10 °C - 60 °C
<b>Accuracy</b>	± 2,0 % of full scale
<b>Measured value acquisition</b>	
Response time	0,8...8 s factory setting approx. 1,6 s
<b>Flow direction</b>	adjustable in device

## MEASURING RANGES

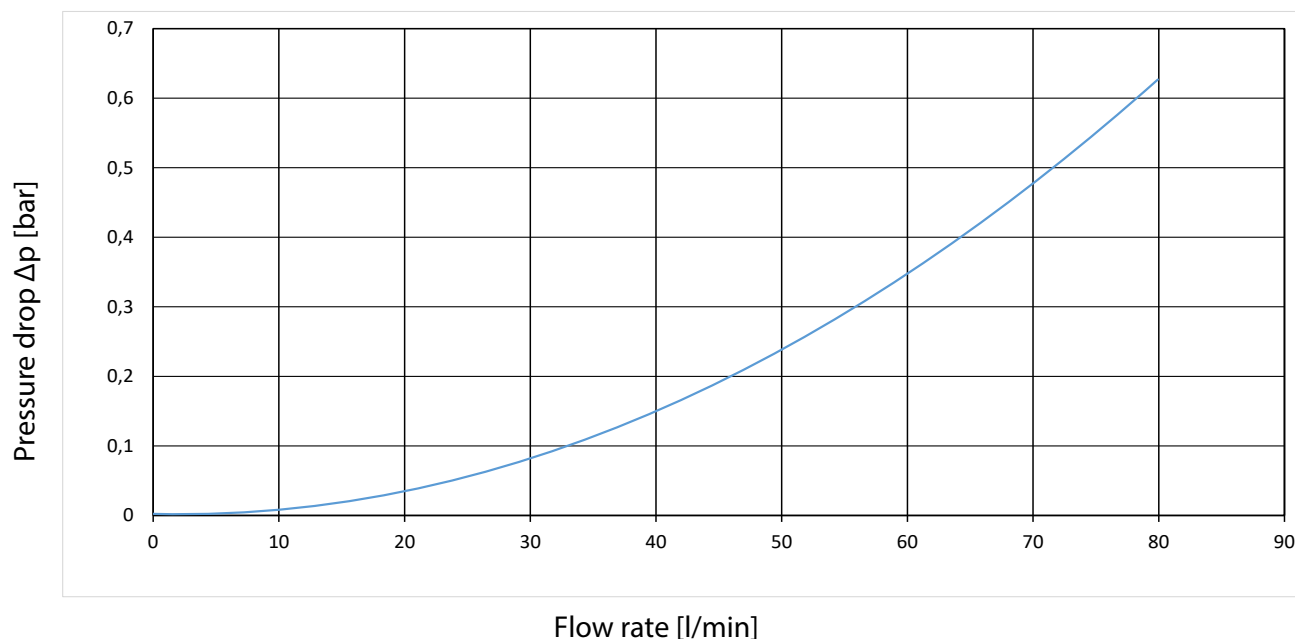
Type	Measuring range for H <sub>2</sub> O
FSQ/S1-15	0,5 – 80 l/min

## MEDIA

Acoustically conductive liquids,  
solids content < 10 vol.%

## DIAGRAMS

### Pressure drop diagram



## MATERIALS

Brass-version	
<b>Parts in contact with media</b>	
Measuring tube:	Brass CW614N (CuZn39Pb3)
Sensors:	Stainless-steel 1.4571 (AISI 316 Ti)
Seals:	FKM (optional EPDM)
<b>Parts not in contact with media</b>	
Display housing:	Aluminium die-cast

Stainless steel-version	
<b>Parts in contact with media</b>	
Measuring tube:	Stainless-steel 1.4571 (AISI 316 Ti)
Sensors:	Stainless-steel 1.4571 (AISI 316 Ti)
Seals:	FKM (optional EPDM)
<b>Parts not in contact with media</b>	
Display housing:	Aluminium die-cast

# ■ ELECTRICAL DATA

## Outputs

Current output	4 - 20 mA
Voltage output	0 - 10 V
Frequency output	programmable, max. 32 kHz
Ri:	2 kΩ

## Limit value relays

Number:	2
Type:	Changeover
	30 VDC / 1 A

<b>Power supply</b>	+24 VDC ± 15 %
---------------------	----------------

<b>Power consumption</b>	200 mA max.
--------------------------	-------------

<b>Display</b>	LCD 2 x 16 digits, illuminated
----------------	--------------------------------

# ■ ELECTRICAL CONNECTION

## Electrical connection

plug

4 - pin:  
for supply, current, voltage or  
frequency output  
(included in the scope of deli-  
very)

6 - pin:  
for relay outputs  
(included in the scope of deli-  
very)

## Ingress protection:

IP 65

## Pin assignment

### 4-pin device socket:

### supply, output signal

Pin 1:

4 - 20 mA, 0 - 10 V or

frequency output

(adjustable on site)

Pin 2:

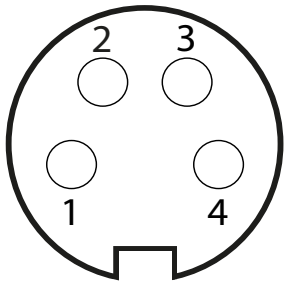
GND

Pin 3:

GND

Pin 4:

+24 VDC ± 15 %



## Pin assignment

### 6-pin device socket:

### Relay outputs

Pin 1:

Relay 2, normally open contact

Pin 2:

Relay 2, center contact

Pin 3:

Relay 2, normally closed contact

Pin 4:

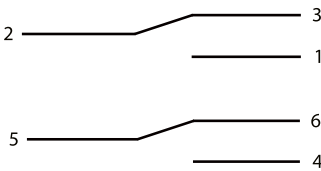
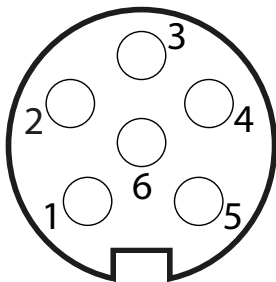
Relay 1, normally open contact

Pin 5:

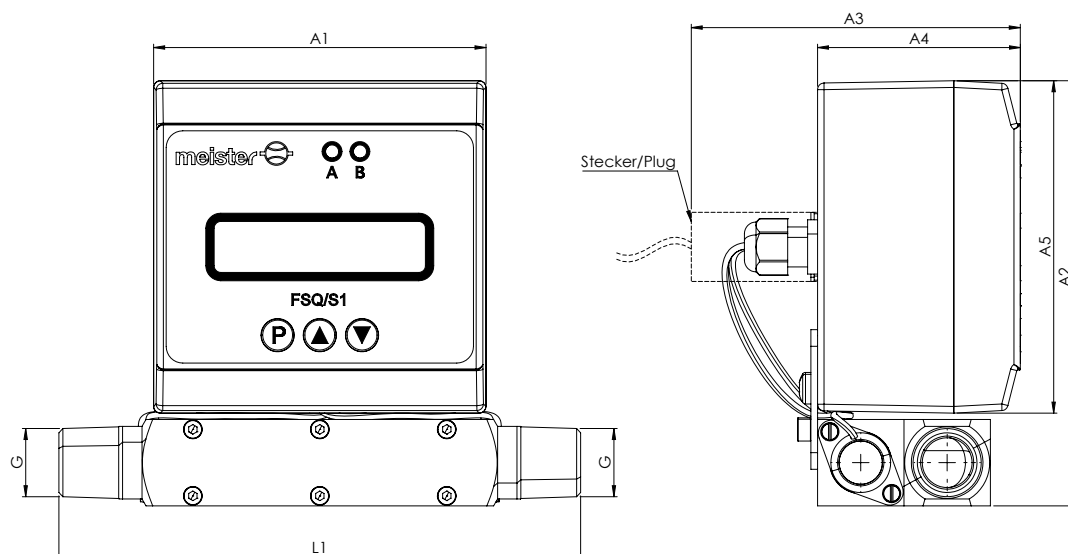
Relay 1, center contact

Pin 6:

Relay 1, normally closed contact



## TECHNICAL DRAWING



## DIMENSION TABLE

Type	Dimensions [mm]								Weight
	G	DN	L1	A1	A2	A3	A4	A5	approx. [g]
FSQ/S1-15	R 1/2"	15	157	100	128	99	61	100	1634